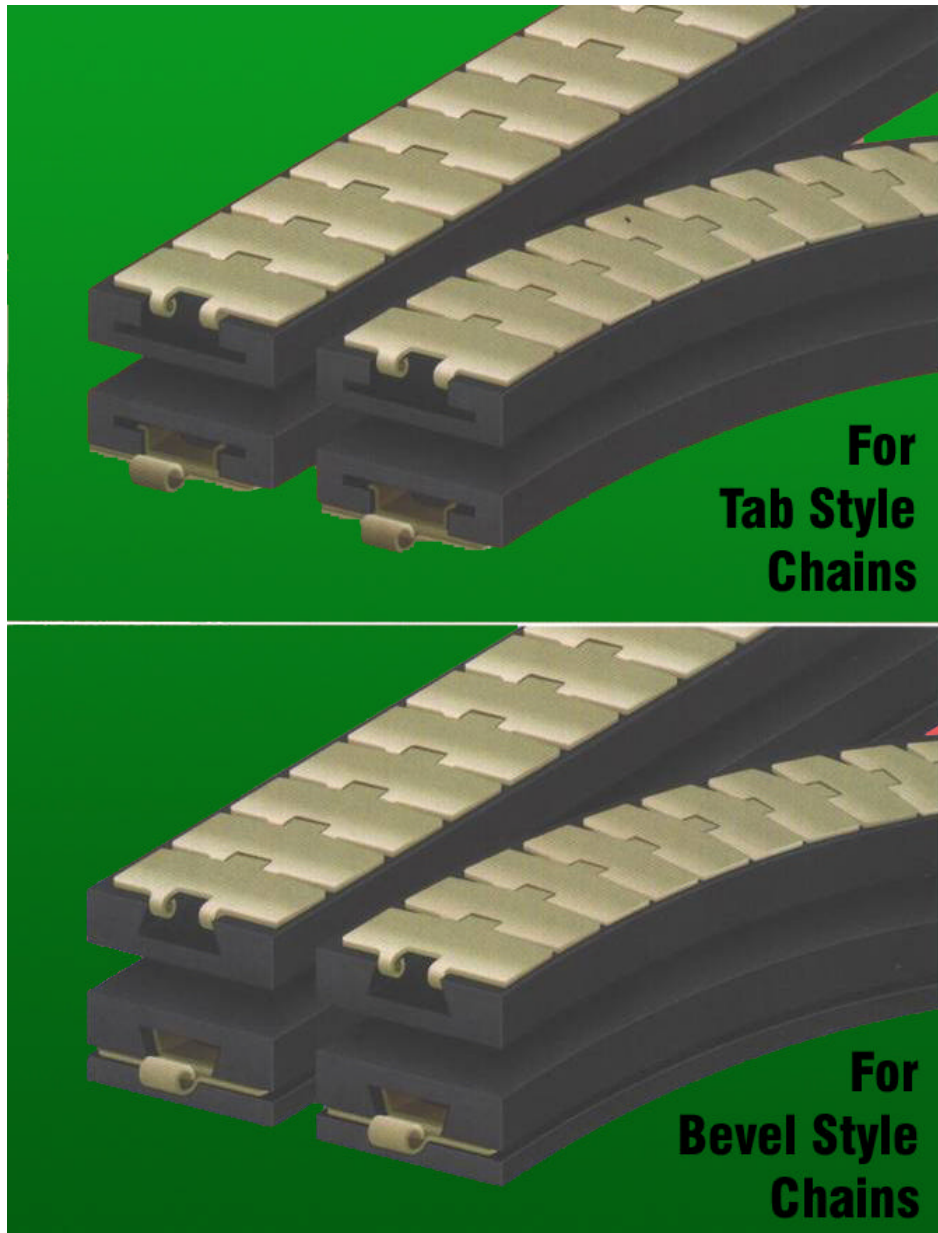


TECHNICOR

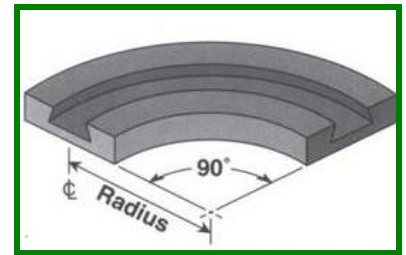
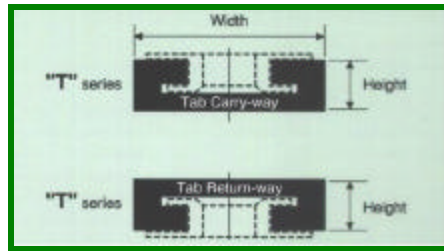

CHAIN GUIDES

For side-flexing conveyor chains



Modular chain guides available from ***TECHNICOR***

Tab and Bevel style chain guides



TAB STYLE

TAB modules are designated as “T” series. These modules can be installed as carry-ways, or flipped upside-down so they function as return ways.

Material is UHMW-Rpr Blk: a blend of reprocessed UHMW

For Nylatron® material, insert “N” in the part number (see ordering information)

Straight sections are supplied in 10 foot lengths.

Chain Number	Track Width	Track Height	Carry or Return	Radius	Curve-Part Number	Straight Section-Part Number
879TAB-K3-1/4	3.75	1		18	CR-980-T-18-0325	CR-980-T-S-0325-10
880TAB-K3-1/4				24	CR-980-T-24-0325	
881TAB-K3-1/4						
879TAB-K4-1/2	5	1		24	CR-980-T-24-0450	CR-980-T-S-0450-10
880TAB-K4-1/2						
881TAB-K4-1/2						
881TAB-K7-1/2	8	1		24	CR-981-T-24-0750	CR-981-T-S-0750-10
882TAB-K4-1/2	5	1.188		24	CR-982-T-24-0450	CR-982-T-S-0450-10
882TAB-K7-1/2	8	1.188		24	CR-982-T-24-0750	CR-982-T-S-0750-10
1843	2	1		10	CR-943-T-10-0150	CR-943-T-S-0150-10
				18	CR-943-T-18-0150	
				24	CR-943-T-24-0150	
1873-K3-1/4	3.75	1.375		18	CR-973-T-18-0325	CR-973-T-S-0325-10
1874-K3-1/4				24	CR-973-T-24-0325	
1873-K4-1/2	5	1.375		18	CR-973-T-18-0450	CR-973-T-S-0450-10
1874-K4-1/2				24	CR-973-T-24-0450	
1873-K7-1/2	8	1.375		18	CR-973-T-18-0750	CR-973-T-S-0750-10
1874-K7-1/2				24	CR-973-T-24-0750	
1701TAB	3.25	1.25		12	CR-901-T-12-0209	CR-901-T-S-0209-10
				18	CR-901-T-18-0209	
				24	CR-901-T-24-0209	

ORDERING INFORMATION FOR STANDARD ITEMS:

CR- N-

Used only if optional Nylatron® is required

981-

Chain reference number

T-

T=TAB module
B=BEVEL module

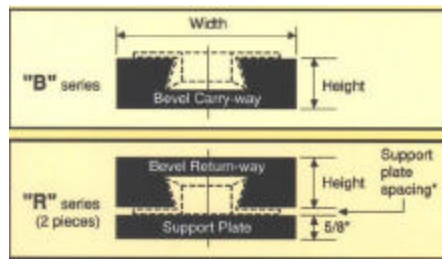

24-

Centre-line radius in inches. Use “S” for straight sections

0450











Chain width reference

made from UHMW-PE or Nylatron®



BEVEL STYLE

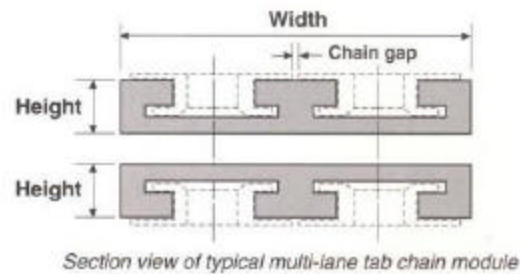
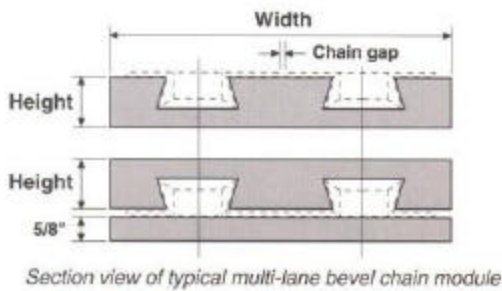
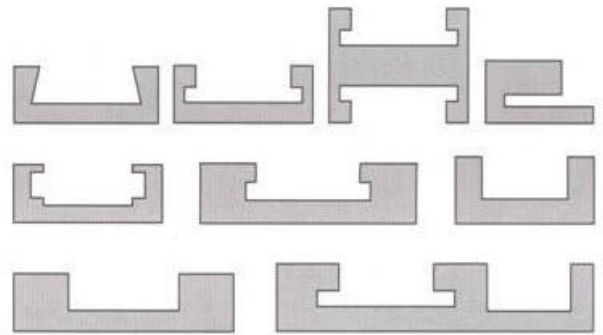
BEVEL modules use a 1 piece track for carry-ways, designated by “B” in the part number. Return ways consist of 2 pieces: the track and a 5/8” thick chain support plate. The return-ways are designated by “R”. Material is UHMW-Rpr Blk: a blend of reprocessed UHMW
 For Nylatron® material, insert “N” in the part number (see ordering information)
 Straight sections are supplied in 10 foot lengths.

Chain Number	Track Width	Track Height	Carry or Return	Radius	Curve-Part Number	Straight Section-Part Number
879-K3-1/4	3.75	1	 carry	18	CR-980-B-18-0325	CR-980-B-S-0325-10
880-K3-1/4			24	CR-980-B-24-0325		
881-K3-1/4			 return	18	CR-980-R-18-0325	
			24	CR-980-R-24-0325		
879-K4-1/2	5	1	 carry	24	CR-980-T-24-0450	CR-980-B-S-0450-10
880-K4-1/2			 return		CR-980-R-24-0450	CR-980-R-S-0450-10
881-K4-1/2						
881-K7-1/2	8	1	 carry	24	CR-981-B-24-0750	CR-981-B-S-0750-10
			 return		CR-981-R-24-0750	CR-981-R-S-0750-10
882-K4-1/2	5	1.188	 carry	24	CR-982-B-24-0450	CR-982-B-S-0450-10
			 return		CR-982-R-24-0450	CR-982-R-S-0450-10
882-K7-1/2	8	1.188	 carry	24	CR-982-B-24-0750	CR-982-B-S-0750-10
			 return		CR-982-R-24-0750	CR-982-R-S-0750-10

NOTES: Support plate spacing: 879=7/32”; 880=3/16”; 881=5/32”; 882=7/32”
 Because the bottom dimensions of the 879, 880, and 881 chains are the same for widths up to 4-1/2”, the CR-980 track is used for all three chains
 Nylatron® is the registered trade mark of Quadrant Engineering Plastic Products Inc.

SEE BACK COVER FOR ORDERING CUSTOM CURVES AND TRACKS

Chain guides are available in a variety of custom sizes and styles (see X-sections at right). One-piece modules with angles up to 180° can be manufactured with special radius selections, widths, and thicknesses. Special styles include: multi-lane, multi-chain, and variations to accommodate many types of side-flexing conveyor chain. Tangents are also available on custom corner modules.



HOW TO ORDER CUSTOM MODULES

Enter the information below and fax to **TECHNICOR** at **1-519-941-5141**

Material Selection:

- UHMW Natural
- UHMW Black Repro
- Nylatron®
- Other _____

NOTE:

Please include the desired gap between each chain when calculating the overall module width. Recommended minimum gap is 1/16"

	Custom Straights	Custom Turns
No. of carry modules	<input type="text"/>	<input type="text"/>
No. of return modules	<input type="text"/>	<input type="text"/>
Length (Overall length of module 6 feet typical)	<input type="text"/>	NOT APPLICABLE
Tangent length (if req.) (3 inches typical, both ends unless indicated)	NOT APPLICABLE	<input type="text"/>
Angle (in degrees)	NOT APPLICABLE	<input type="text"/>
Height (Overall height of module in inches)	<input type="text"/>	<input type="text"/>
Width* (Overall width of module considering all chain widths and chain gaps)	<input type="text"/>	<input type="text"/>
Edge Width (Edge of module to center- line of chain #1 in inches)	<input type="text"/>	<input type="text"/>
Chain Style #1: (Example: 880 TAB K3 1/4)	<input type="text"/>	<input type="text"/>
Chain Style #2:	<input type="text"/>	<input type="text"/>
Chain Style #3:	<input type="text"/>	<input type="text"/>
Chain Style #4:	<input type="text"/>	<input type="text"/>

Person requesting custom information _____

Company Name _____

Phone _____ Fax _____

Radius: #1 ϕ

Radius: #2 ϕ

Radius: #3 ϕ

Radius: #4 ϕ